

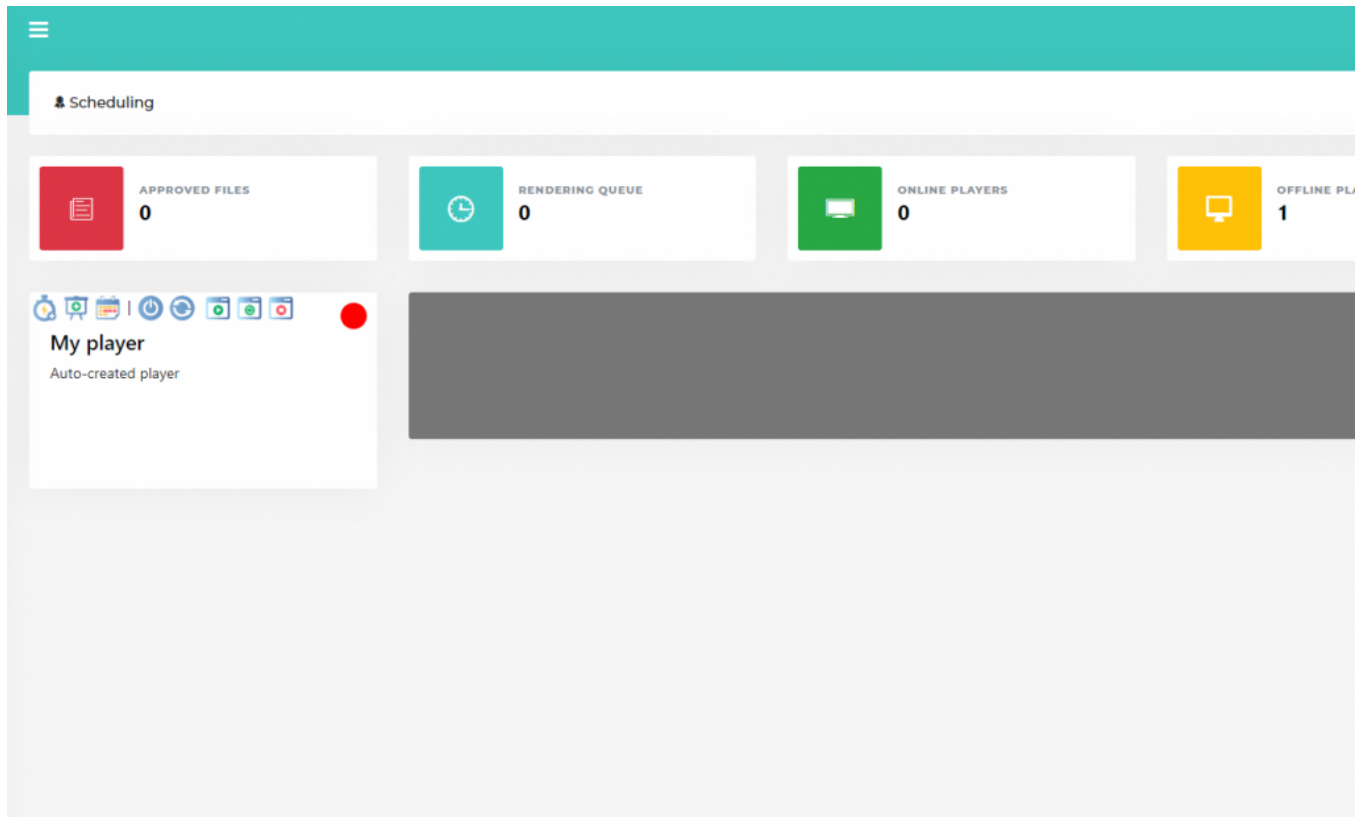
# Quick start

by SignageTube

<b>1. Quick Start .....</b>	<b>3</b>
-----------------------------	----------

## 1. Quick Start

When you first log in on your control panel, you'll see there's a auto-created player.



To quickly test our software or quickly set up a media, click on the Quick Start icon



The popup for the quick start opens. Now you can upload a media file.

The interface shows a progress bar at the top with seven steps: 1-Upload (highlighted in yellow), 2-Player, 3-Time, 4-Playlist, 5-Channel, 6-Allocation, and Finish (with a checkmark). Below the progress bar, a message says "CLICK ON UPLOAD CIRCLE TO SELECT A MEDIA FILE." The main area is a large dashed box with the text "Drag or drop file here to Schedule" and a button that says "+ Open the file Browser". To the right, there is a "File List" section with the text "No file uploaded yet." At the bottom left, there is a "Go back" button.

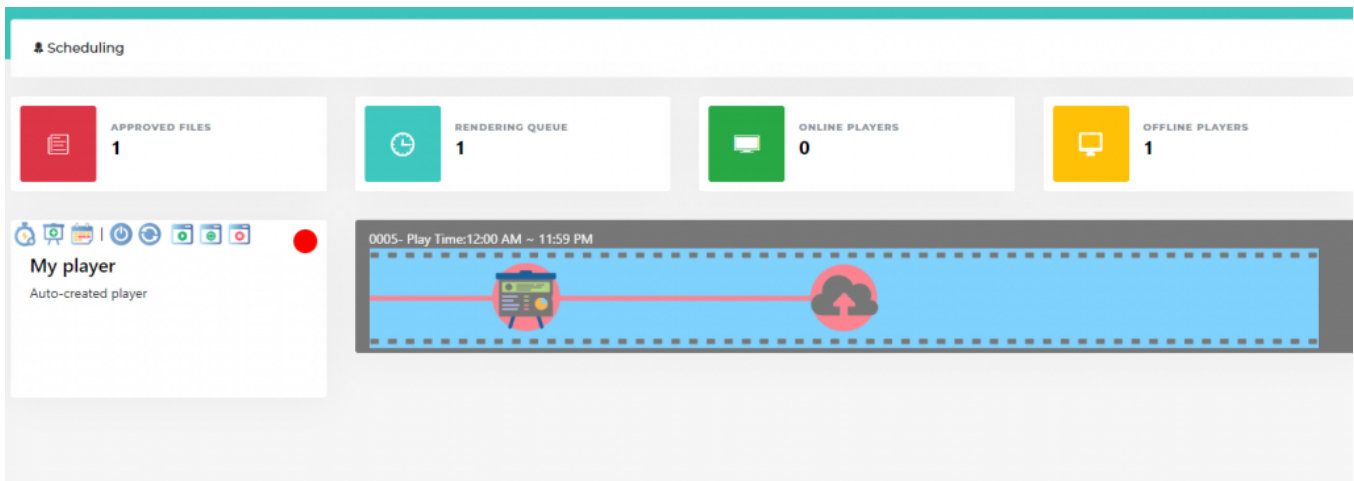
After uploading, click on the checkmark to start your player with the uploaded media. The server is going to render your presentation and copy it to your player for 24 hours, that day.

Players ✕

ASSIGN UPLOADED MEDIA TO PLAYER'S

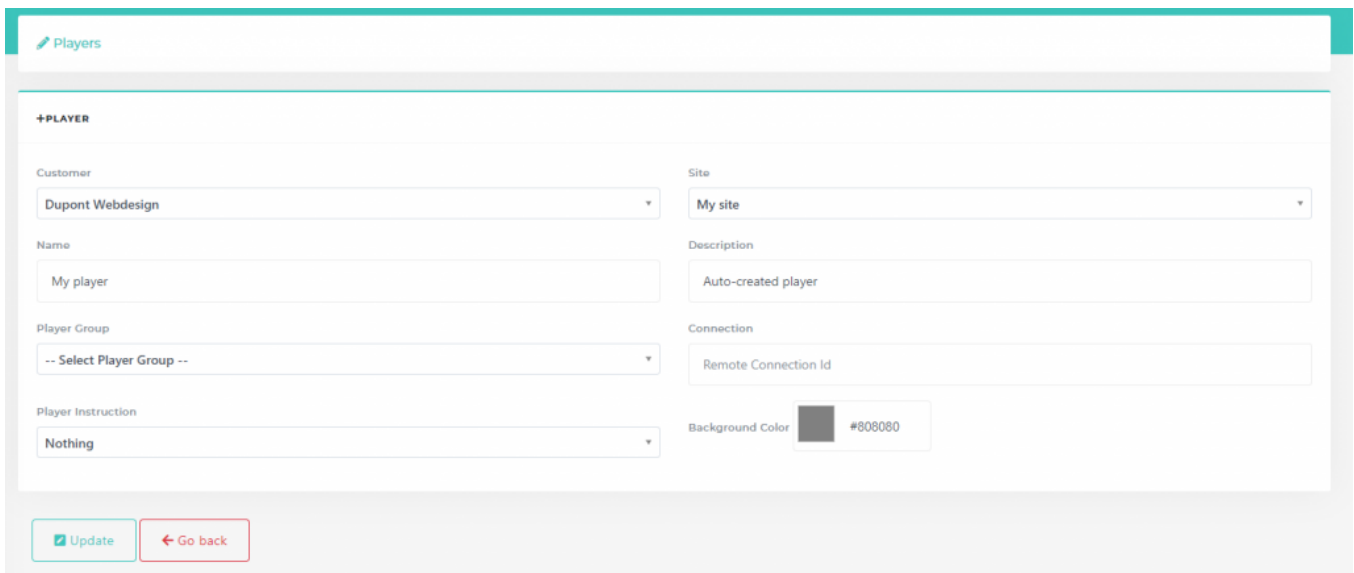
#	Player	Site	Description	End Date	Play List	Channel	Stop Allocations?	Actions
1	My player	My site	Auto-created player	27/10/2021	<input type="text" value="Enter Playlist Name"/>	<input type="text" value="Enter Channel Name"/>	<input type="button" value="Yes"/>	<input checked="" type="checkbox"/>

You will see a default movie in your player, this means your media file is being rendered. This should take a few minutes depending on your file size.

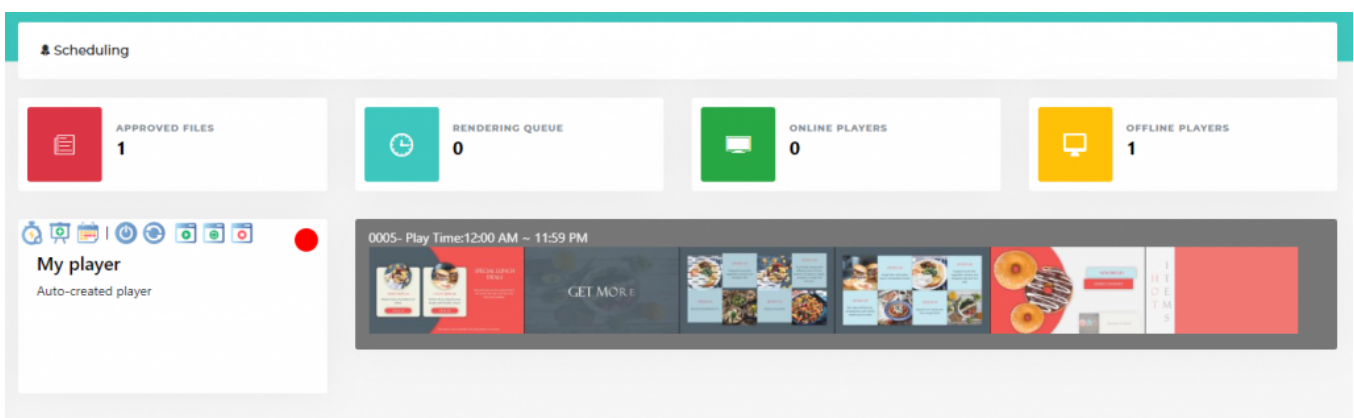


In the meanwhile you can link your display to your player. Click on Players in the menu on the left

Then click the pencil icon to edit "My Player". You will see some other information about your player and a field with "Remote Connection ID".



Go back to the scheduling page. Check if your media file is ready, you get a notification in your mailbox.



Now your display should start showing your presentation in a minute.

Go ahead in our documentation to find out more about complex setups and more settings.